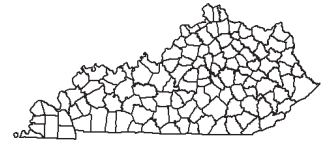


2015 Early Childhood Profile

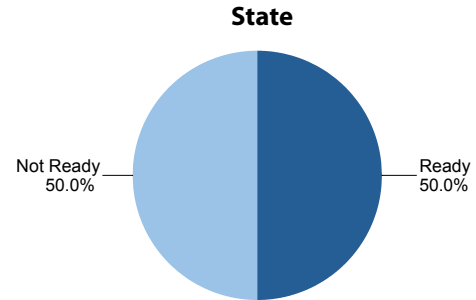
Kentucky

The Early Childhood Profile is produced by the Kentucky Center for Education and Workforce Statistics (KCEWS) for the Governor's Office of Early Childhood (GOEC) and the Early Childhood Advisory Council (ECAC) utilizing data from the Kentucky Longitudinal Data System (KLDS).



Kindergarten Readiness

Kindergarten readiness means that each child enters school ready to engage in and benefit from early learning experiences that best promote the child's success. The kindergarten screener measures readiness in five important domains. The composite readiness score reflected here is comprised of the academic/cognitive, language development and physical development domains.



Results by Composite Domain



Chart shows percentage of students scoring "average" or "above average". For a detailed explanation, see the technical notes at <http://kcews.ky.gov/reports/earlychildhoodprofiles/>

Results by Social-Emotional and Self-Help Domains

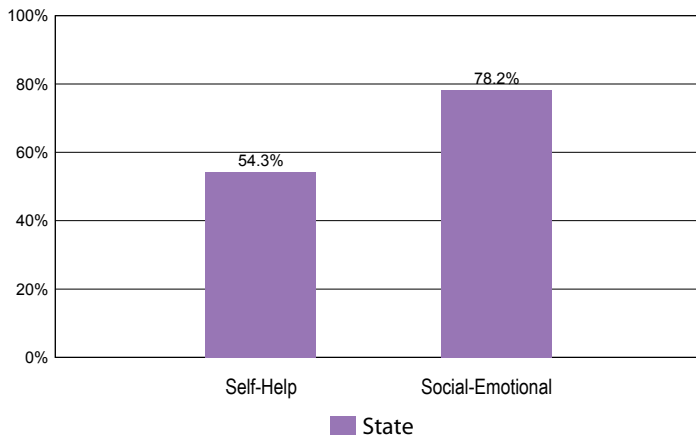


Chart shows percentage of students scoring "average" or "above average". For a detailed explanation, see the technical notes at <http://kcews.ky.gov/reports/earlychildhoodprofiles/>

Early Care and Education Programs

	State
Kindergarten	54,949
Preschool	22,567
At-risk 4-year-olds at or below 150% of the federal poverty level (FPL)	10,907
3- and 4-year-olds with disabilities	9,650
3- and 4-year-olds over income or other	2,010
Head Start enrollment	12,864
3- and 4-year-olds income eligible (at-risk 4s at 150% FPL)	11,072
3- and 4-year-olds with disabilities	1,592
Other (4s over 150% FPL without disabilities)	200
Total child care capacity	170,142
Children receiving child care assistance (CCAP program)	24,361
CCAP at Licensed Centers	22,884
CCAP at Licensed Homes	244
CCAP at Certified Homes	878
CCAP at Registered Providers	355

Third Grade Assessment Results

Below are the percentages of 3rd grade students who scored proficient or distinguished in the 2013-14 school year. They were kindergartners in the 2010-11 school year.

	State
Math	45.8%
Reading	54.1%

Family, Health and Services

Select Indicators	State #	State %
Number of children:		
0-2 years old	164,636	3.7%
3-4 years old	110,238	2.5%
Children living below:		
100% poverty	99,315	30.2%
150% poverty	139,936	42.6%
200% poverty	174,490	53.1%
Children 0-17 years old with substantiated child abuse/neglect	17,917	1.8%
Children 0-17 years old living with grandparents	56,617	5.6%
Households with non-English language in home	95,287	5.6%
Births to mothers who are not high school graduates**	9,714	18.0%
Births to teenage girls 15-19 years old**	6,057	43^
Low birth weight babies (born less than 5.5 pounds)**	4,818	8.9%
Preterm babies (born before 37 weeks of pregnancy)	5,981	11.1%

^ Rate per 1,000 females ages 15-19

**Numbers represent 1-year rolling averages calculated from 3-year aggregate data. Rates are 3-year aggregate rates.

Early Childhood Workforce

Since 2001, early childhood educators have had access to college and non-college scholarships to improve knowledge and skills.

	State Number	State Amount
College Scholarships Awarded	847	\$ 714,240
Non-College Scholarships Awarded	698	\$ 130,148

Find an Early Childhood Professional Development Counselor in your county here:
<http://www.kentuckypartnership.org/info/ECPD/scholar/pdc.aspx>

State and Local Contact

Hazel Combs
Hazel.Combs@ky.gov
<http://kidsnow.ky.gov/Mobilizing-Communities>

Visit the Governor's Office of Early Childhood online at
<http://kidsnow.ky.gov> or call 502-782-0200 for more information.

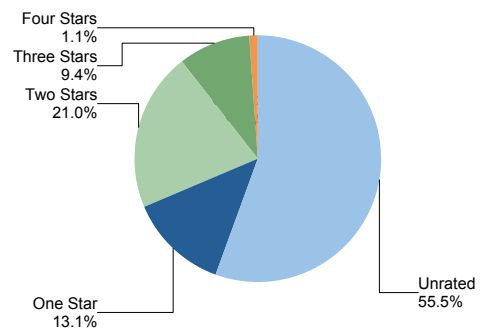
Visit <http://kcews.ky.gov/reports/earlychildhoodprofiles/> for sources, technical descriptions of each data element in this profile, notes for how to use this report, and links to other sources of information for the early childhood community. For school and district Kindergarten readiness data, please visit the Kentucky Department of Education's Open House website at <http://openhouse.education.ky.gov/>

Support Services

	State
Children receiving Medicaid insurance	449,750
Children receiving KCHIP health insurance	40,904
Families served by the First Steps program	4,196
Number of families served by the HANDS home visitation program	9,431

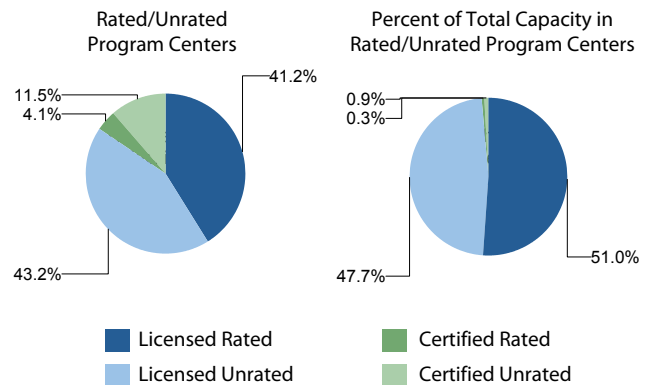
STAR Ratings for Child Care

Early child care facilities can voluntarily participate in the STARS for KIDS NOW rating. A higher quality rating means better child-to-caregiver ratios, program curriculum, child care staff training, program regulatory compliance, and personnel policies.



Rating	Child Care Centers		Child Care Capacity	
	Licensed	Certified	Licensed	Certified
STARS	962	96	86,796	576
Not STARS	1,009	269	81,156	1,614

The following charts show the percentage of STAR-rated and unrated program centers and the percent of total capacity in STAR-rated and unrated program centers.



"Never doubt that a small group of thoughtful, committed citizens can change the world; indeed, it's the only thing that ever has."
 - Margaret Mead